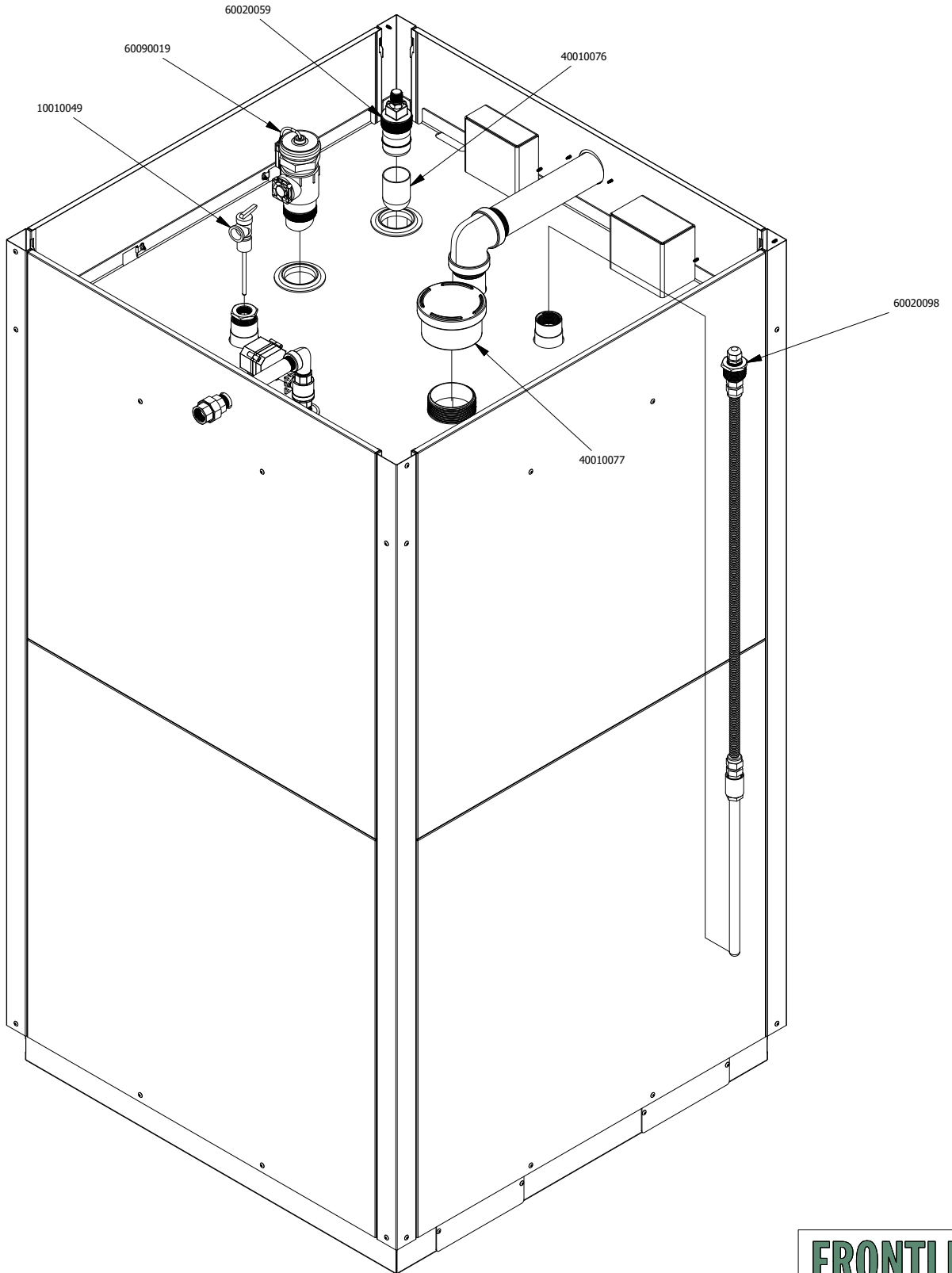


DRAWN BY	CCB	1/12/2023	<b>FRONTLINE</b> <i>international</i> 187 ASCOT PARKWAY CUYAHOGA FALLS, OH 44223
MATERIAL/FINISH	Various		
REVISION	A		
THIS DRAWING IS CONFIDENTIAL PROPERTY OF FRONTLINE INTERNATIONAL		TOLERANCES ARE: .XX: ± .010 .XXX: ± .005 ANGULAR: ± .5°	<small>TITLE</small> 315 Gallon Capacity Outdoor Double Containment 110v Waste Oil Tank <small>PART NUMBER</small> 4073SQDC-O
			SHEET 1 OF 1

# 4073SQDC-O Parts View



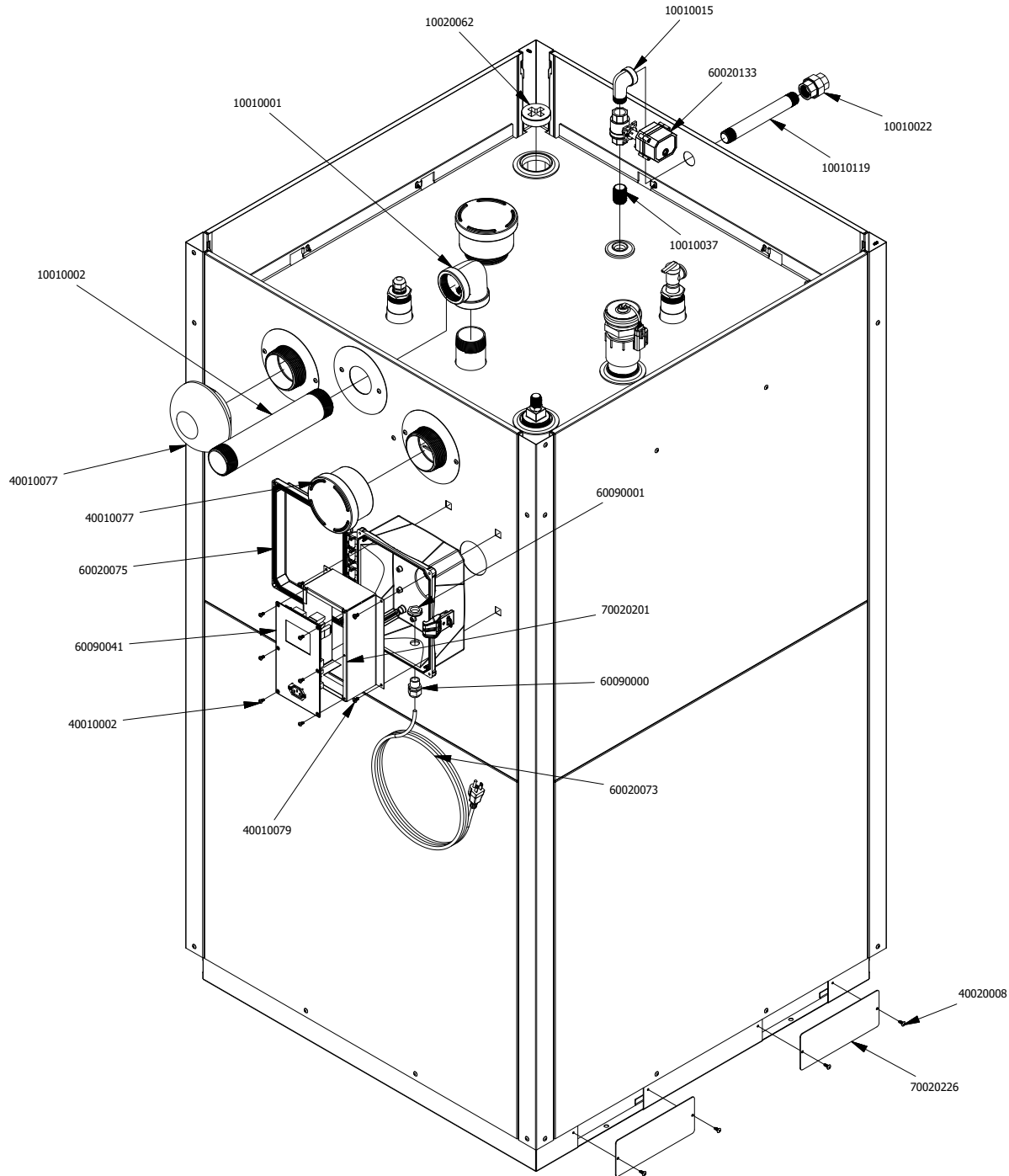
Part Number	Description	Qty	Part Number	Description	Qty
10010049	150 LB 3/4" Pressure Relief Valve	1	60020059	Mechanical Float Sensor	1
40010076	Silicone Cap for Mechanical Float Sensor	1	60020098	Immersion Heater - 120V - 350W Complete Assembly	1
40010077	3" Spring-Loaded Emergency Vent	2	60090019	MNU Level Sensor Assembly w/ Standpipe & Fan	1

**FRONTLINE**  
international  
187 ASCOT PARKWAY  
CUYAHOGA FALLS, OH 44223

TITLE: 4073SQDC-O Parts View  
PART NUMBER: 4073SQDC-O

2/1/24 SHEET 1 OF 3

# 4073SQDC-O Parts View



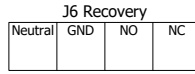
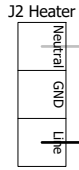
Part Number	Description	Qty	Part Number	Description	Qty
10010001	2" 90 Deg. Galv. Elbow	1	60020073	10' NEMA 5-15P Power Cord	1
10010002	2" X 12" Black Iron Nipple	1	60020075	Weatherproof NEMA Enclosure	1
10010015	3/4" Galv. 90 deg. Street Elbow	1	60020133	3/4" Two Way SS Valve w/ Spring Close	1
10010022	3/4" Galvanized Union	1	60090000	1/2" NPT Domed Cord Strain Relief	1
10010037	3/4" Galv. Close Nipple	1	60090001	1/2" NPT Nut	1
10010119	3/4" x 8" Galv. Nipple	1	60090041	M3 Gen 3 Control Panel assembled & mounted for NA	1
10020062	2" PVC Flush Plug	1	70020201	NEMA Enclosure Mounting Bracket for M3 Control Panel	1
40010002	8-32 X 3/8" Panhead Screw	6	70020225	Modular Tank Corner Skin	4
40010079	10-32 x 3/8" Panhead Screw	4	70020226	Modular Tank Pallet Base Hole Cover	4
40020008	10-24 x 1/2" Truss Head Screw	50			

**FRONTLINE**  
international  
187 ASCOT PARKWAY  
CUYAHOGA FALLS, OH 44223

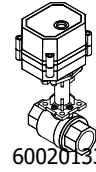
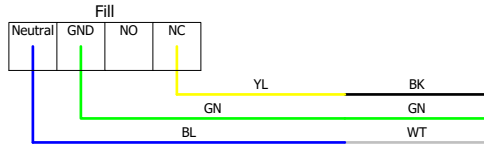
TITLE: 4073SQDC-O Parts View  
PART NUMBER: 4073SQDC-O

2/1/24 SHEET 2 OF 3

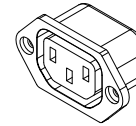
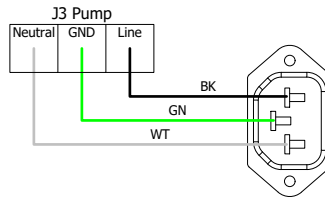
# M3 Gen 3 Control Panel Wiring Diagram



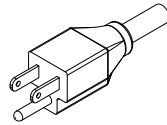
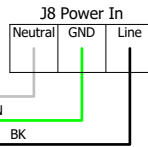
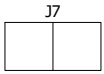
60020098



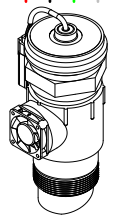
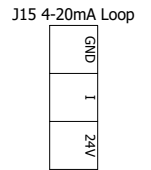
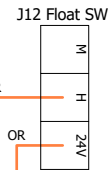
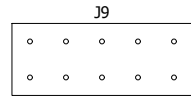
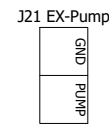
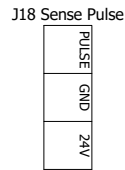
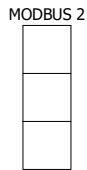
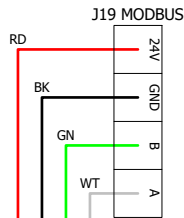
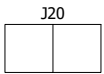
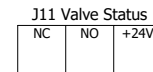
60020133



60020119



60020073



60090019

**NOTE:**  
Shield Braid should be connected to GND



60020059

TOLERANCES ARE:  
.XX: ± .010  
.XXX: ± .005  
ANGULAR: ± .5°

**FRONTLINE**  
international

187 ASCOT PARKWAY  
CUYAHOGA FALLS, OH 44223

THIS DRAWING IS  
CONFIDENTIAL  
PROPERTY OF  
FRONTLINE  
INTERNATIONAL

TITLE 4073SQDC-O Wiring  
Diagram

DRAWN CCB SHEET 3 OF 3