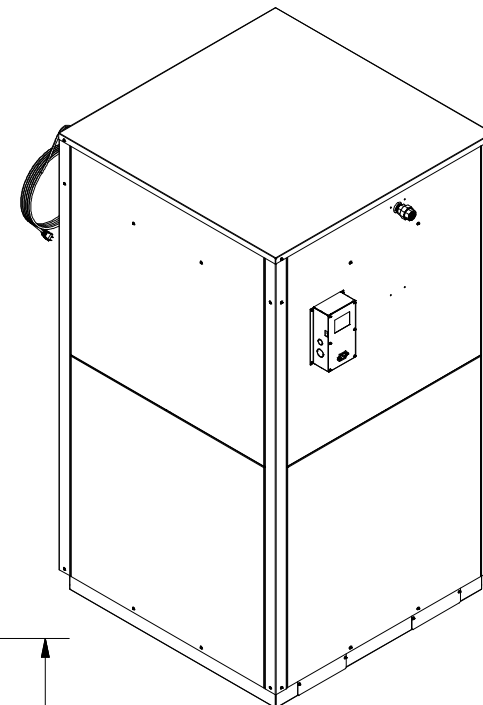
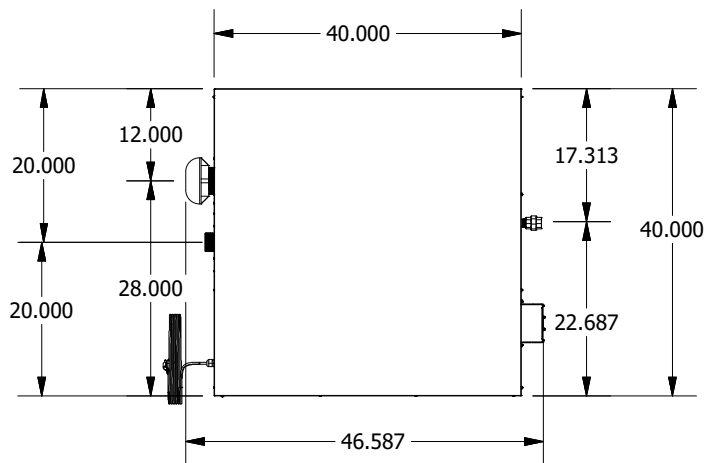


2

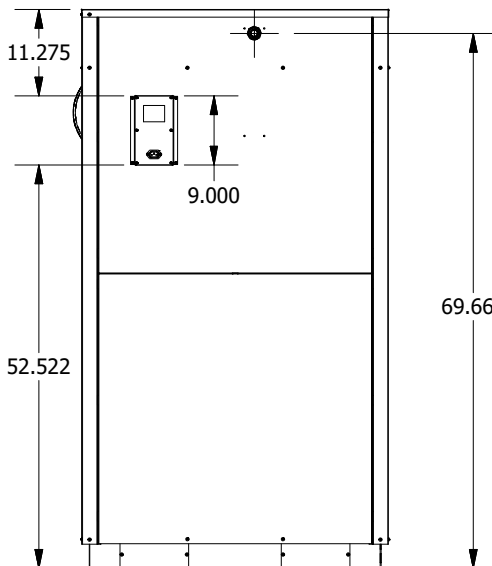
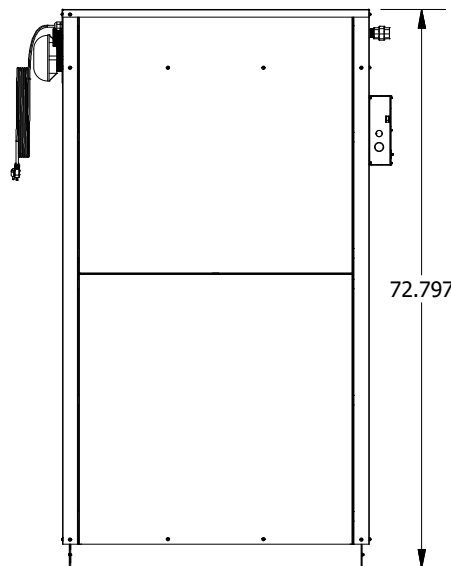
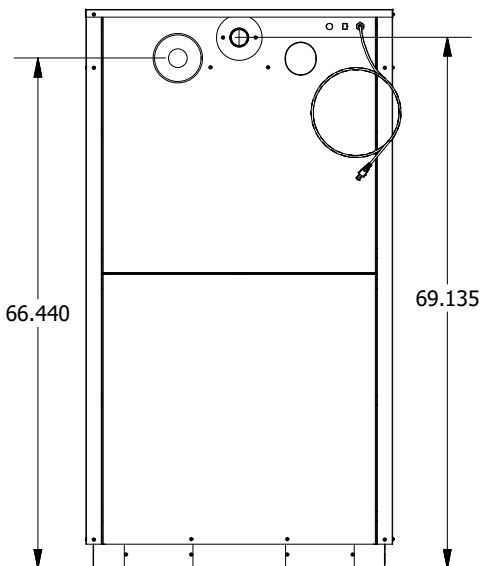


1



B

B



A

A

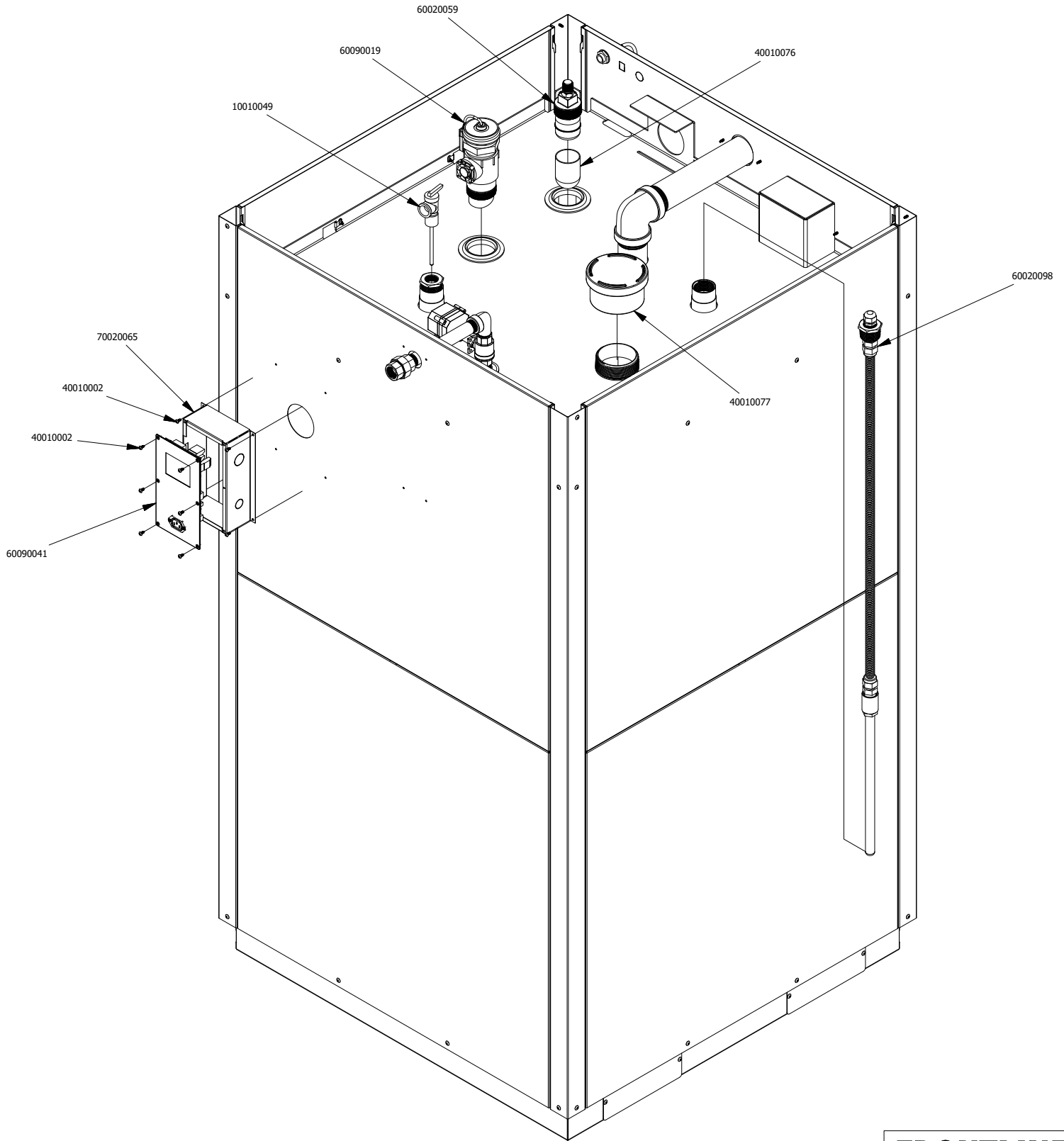
2



1

DRAWN BY	CCB	1/18/2023	FRONTLINE international 187 ASCOT PARKWAY CUYAHOGA FALLS, OH 44223 <small>TITLE 352 Gallon Capacity Indoor 110v Waste Oil Tank</small>
MATERIAL/FINISH	Various	A	
REVISION			
THIS DRAWING IS CONFIDENTIAL PROPERTY OF FRONTLINE INTERNATIONAL		TOLERANCES ARE: .XX: ± .010 .XXX: ± .005 ANGULAR: ± .5°	<small>PART NUMBER</small> 4073SQ
			SHEET 1 OF 1

4073SQ Parts View

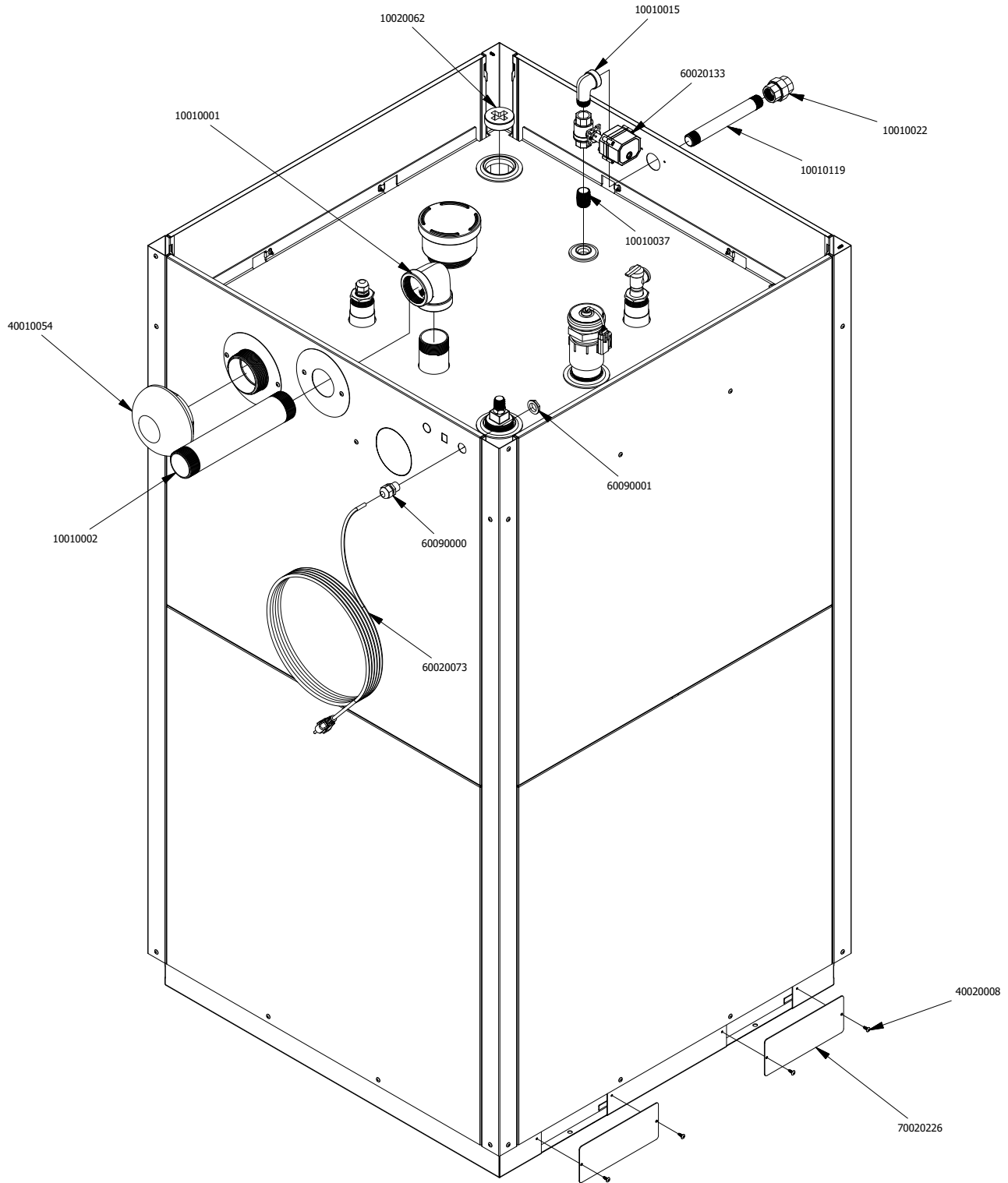


Part Number	Description	Qty	Part Number	Description	Qty
10010049	150 LB 3/4" Pressure Relief Valve	1	60090019	MNU Level Sensor Assembly w/ Standpipe & Fan	1
40010076	Silicone Cap for Mechanical Float Sensor	1	60090041	M3 Gen 3 Control Panel assembled & mounted for NA	1
40010077	3" Spring-Loaded Emergency Vent	1	70020065	Flat Back Mounting Bracket for M3 Control Panel	1
60020059	Mechanical Float Sensor	1	40010002	8-32 X 3/8" Panhead Screw	10
60020098	Immersion Heater - 120V - 350W Complete Assembly	1			

FRONTLINE
international
187 ASCOT PARKWAY
CUYAHOGA FALLS, OH 44223

TITLE 4073SQ Parts View
PART NUMBER 4073SQ
2/1/24 SHEET 1 OF 3

4073SQ Parts View



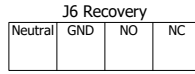
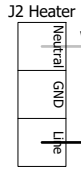
Part Number	Description	Qty	Part Number	Description	Qty
10010001	2" 90 Deg. Galv. Elbow	1	40010054	3" Tank Vent	1
10010002	2" X 12" Black Iron Nipple	1	60020073	10' NEMA 5-15P Power Cord	1
10010015	3/4" Galv. 90 deg. Street Elbow	1	60020133	3/4" Two Way SS Valve w/ Spring Close	1
10010022	3/4" Galvanized Union	1	60090000	1/2" NPT Domed Cord Strain Relief	1
10010037	3/4" Galv. Close Nipple	1	60090001	1/2" NPT Nut	1
10010119	3/4" x 8" Galv. Nipple	1	70020065	Flat Back Mounting Bracket for M3 Control Panel	1
10020062	2" PVC Flush Plug	1	70020226	Modular Tank Pallet Base Hole Cover	4

FRONTLINE
international
187 ASCOT PARKWAY
CUYAHOGA FALLS, OH 44223

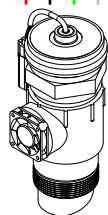
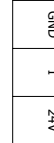
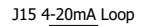
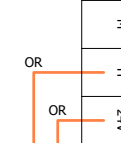
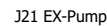

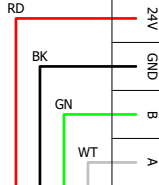
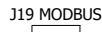

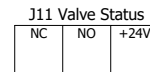
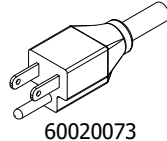
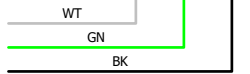

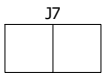
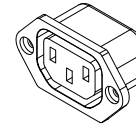
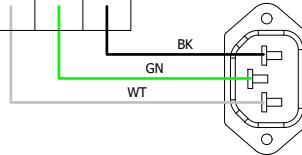
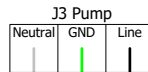
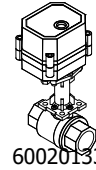
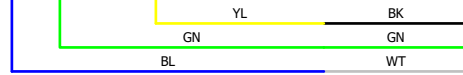
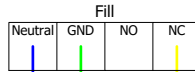
TITLE 4073SQ Parts View
PART NUMBER 4073SQ

2/1/24 SHEET 2 OF 3

M3 Gen 3 Control Panel Wiring Diagram



60020098



NOTE:
Shield Braid should be connected to GND



TOLERANCES ARE:
.XX: ± .010
.XXX: ± .005
ANGULAR: ± .5°

FRONTLINE
international

187 ASCOT PARKWAY
CUYAHOGA FALLS, OH 44223

THIS DRAWING IS
CONFIDENTIAL
PROPERTY OF
FRONTLINE
INTERNATIONAL

TITLE
4073SQ Wiring Diagram

DRAWN CCB SHEET 3 OF 3